

# Stepping Stones

This game is to help your child learn negative words **can't** and **don't**.

You will need some cushions or pieces of paper and the pictures of stones and lily pads attached.

Put the cushions or paper on the floor to make stepping stones across a river that is full of crocodiles! Place the pictures of the stones and lily pads on the cushions or pieces of paper.



Your child has to try to cross the river without falling in i.e. off the cushion or piece of paper. If your child falls in the 'water' he or she will get eaten by a crocodile and have to go back to the beginning. Explain to your child that he or she can only step on the stone pictures and **can't** step on the lily pads.


Let your child have a go at crossing the river safely. Give your child reminders as he or she goes along so he or she hears **can't** and **don't** lots of times, e.g. Off you go, **don't** step on that one, you **can't** step on the lily pads etc....

Remember to let your child be teacher sometimes. Encourage your child to use '**can't**' and '**don't**' to give you instructions.

## Variations:

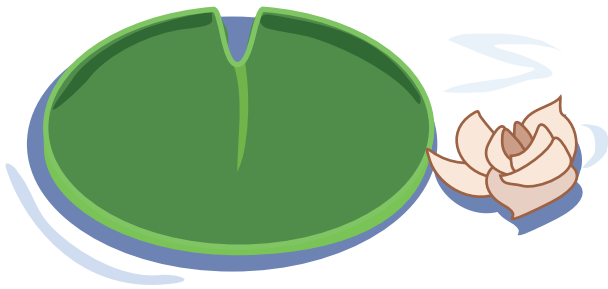
To make this game easier use one cushion or piece of paper. Give your child '**can**' or '**can't**' instructions to jump on and off the cushion.

To make this game harder use more 'stones' and 'lily pads'.

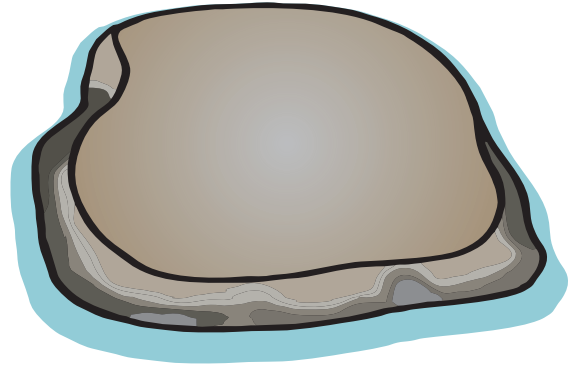




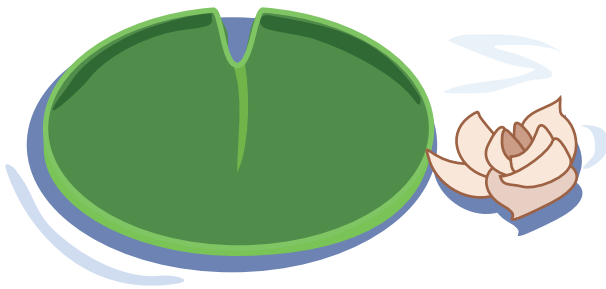
# Stepping Stones




Copyright ©2020 Speech Link Multimedia Ltd



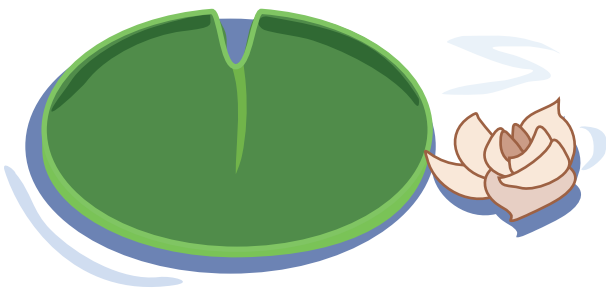
Copyright ©2020 Speech Link Multimedia Ltd



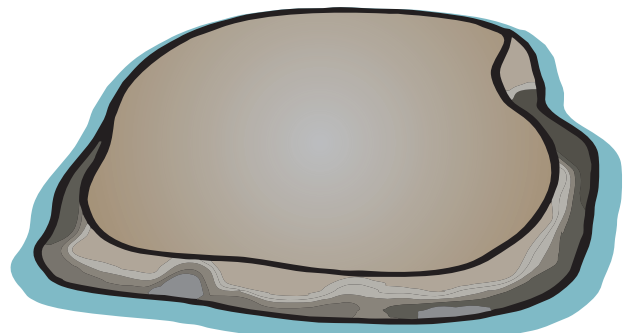
Copyright ©2020 Speech Link Multimedia Ltd



Copyright ©2020 Speech Link Multimedia Ltd



Copyright ©2020 Speech Link Multimedia Ltd



Copyright ©2020 Speech Link Multimedia Ltd